

# Documenting Racism with Data



February 2, 2023

“Native Americans are incarcerated at a rate  
38% higher than national average”

WBUR Jan. 16, 2023: [Click for 5 min audio summary](#)

OVER-INCARCERATION  
OF NATIVE AMERICANS:  
ROOTS, INEQUITIES,  
AND SOLUTIONS

Desiree L. Fox, Ph.D.  
Ciara D. Hansen, Ph.D.  
Ann M. Miller, J.D.

Report is  
13 pages  
without  
front  
+  
back  
matter

 SAFETY+JUSTICE  
CHALLENGE

Sponsored by the John D. and Catherine T. McArthur Foundation

# Federal Bureau of Investigation Crime Data Explorer

The FBI's Crime Data Explorer (CDE) aims to provide transparency, create easier access, and expand awareness of criminal, and noncriminal, law enforcement data sharing; improve accountability for law enforcement; and provide a foundation to help shape public policy with the result of a safer nation. Use the CDE to discover available data through visualizations, download data in .csv format, and other large data files.

 [Latest Updates to the Crime Data Explorer](#)



Crime Data  
Explorer

GO



Law Enforcement  
Explorer

GO



Documents &  
Downloads

GO

<https://cde.ucr.cjis.gov/>

# 2016–2020

## FREMONT COUNTY

American Indian / Alaska Native

Population: 20.93%

Arrests: 43.36%



## LANDER

American Indian / Alaska Native

Population: 6.96%

Arrests: 44.48%

Federal Bureau of Investigation  
Crime Data Explorer  
23.4.1



## RIVERTON

American Indian / Alaska Native

Population: 10.6%

Arrests: 77.44%

## Federal Bureau of Investigation Crime Data Explorer

2016 Arrests by Race			
	White	Am Indian/AL Native	Other
FCS	224	159	10
LPD	234	244	11
RPD	310	1200	18
2017 Arrests by Race			
	White	Am Indian/AL Native	Other
FCS	260	178	8
LPD	252	200	16
RPD	412	1407	10
2018 Arrests by Race			
	White	Am Indian/AL Native	Other
FCS	263	227	5
LPD	244	275	11
RPD	328	1282	15
2019 Arrests by Race			
	White	Am Indian/AL Native	Other
FCS	275	227	5
LPD	243	256	13
RPD	398	1391	21
2020 Arrests by Race			
	White	Am Indian/AL Native	Other
FCS	147	139	18
LPD	225	192	8
RPD	388	1283	14
2021 Arrests by Race			
	White	Am Indian/AL Native	Other
FCS	n/a	n/a	n/a
LPD	n/a	n/a	n/a
RPD	47	84	2



## Federal Bureau of Investigation Crime Data Explorer

**FREMONT  
COUNTY  
SHERRIFF  
OFFICE**

<b>2016</b>		
Total Arrests		
<b>2410</b>		
American Indian / Alaska Native		
<b>1603</b>		
Native Percent of Total Arrests		
<b>66.51%</b>		
Native Percent of FCS Arrests		
393   159 Nat		
<b>40.5%</b>		
<b>2017</b>		
Total Arrests		
<b>2749</b>		
American Indian / Alaska Native		
<b>1791</b>		
Native Percent of Total Arrests		
<b>65.15%</b>		
Native Percent of FCS Arrests		
448   178 Nat		
<b>39.9%</b>		
<b>2018</b>		
Total Arrests		
<b>2650</b>		
American Indian / Alaska Native		
<b>1784</b>		
Native Percent of Total Arrests		
<b>67.32%</b>		
Native Percent of FCS Arrests		
495   227 Nat		
<b>45.9%</b>		
<b>2019</b>		
Total Arrests		
<b>2829</b>		
American Indian / Alaska Native		
<b>1874</b>		
Native Percent of Total Arrests		
<b>66.24%</b>		
Native Percent of FCS Arrests		
507   227 Nat		
<b>44.8%</b>		
<b>2020</b>		
Total Arrests		
<b>2414</b>		
American Indian / Alaska Native		
<b>1614</b>		
Native Percent of Total Arrests		
<b>66.86%</b>		
Native Percent of FCS Arrests		
304   139 Nat		
<b>45.7%</b>		

*From DATAUSA.io  
2020 Census info:*

**White (Non-Hispanic) (69.4%),**

**White (Hispanic) (2.85%),**

**American Indian & Alaska Native (Non-Hispanic) (19.6%),**

**American Indian & Alaska Native (Hispanic) (1.33%)**

**POP: 39,711**

## Federal Bureau of Investigation Crime Data Explorer

<b>2016</b>			
Total Arrests			
<b>2410</b>			
American Indian / Alaska Native			
<b>1603</b>			
Native Percent of Total Arrests			
<b>66.51%</b>			
Native Percent of LPD Arrests			
489   244 Nat			
<b>32.0%</b>			
<b>2017</b>			
Total Arrests			
<b>2749</b>			
American Indian / Alaska Native			
<b>1791</b>			
Native Percent of Total Arrests			
<b>65.15%</b>			
Native Percent of LPD Arrests			
474   206 Nat			
<b>43.5%</b>			
<b>2018</b>			
Total Arrests			
<b>2650</b>			
American Indian / Alaska Native			
<b>1784</b>			
Native Percent of Total Arrests			
<b>67.32%</b>			
Native Percent of LPD Arrests			
530   275 Nat			
<b>51.8%</b>			
<b>2019</b>			
Total Arrests			
<b>2829</b>			
American Indian / Alaska Native			
<b>1874</b>			
Native Percent of Total Arrests			
<b>66.24%</b>			
Native Percent of LPD Arrests			
512   256 Nat			
<b>50.0%</b>			
<b>2020</b>			
Total Arrests			
<b>2414</b>			
American Indian / Alaska Native			
<b>1614</b>			
Native Percent of Total Arrests			
<b>66.86%</b>			
Native Percent of LPD Arrests			
425   192 Nat			
<b>45.1%</b>			

LANDER

*From DATAUSA.io  
2020 Census info:*

**White (Non-Hispanic) (86.5%),**

**White (Hispanic) (1.22%),**

**American Indian & Alaska Native (Non-Hispanic) (6.43%),**

**American Indian & Alaska Native (Hispanic) (.531%)**

**POP: 7,533**

# Federal Bureau of Investigation Crime Data Explorer

RIVERTON

<b>2016</b>		
Total Arrests		
<b>2410</b>		
American Indian / Alaska Native		
<b>1603</b>		
Native Percent of Total Arrests		
<b>66.51%</b>		
Native Percent of RPD Arrests		
1528   1200 Nat		
<b>76.5%</b>		
<b>2017</b>		
Total Arrests		
<b>2749</b>		
American Indian / Alaska Native		
<b>1791</b>		
Native Percent of Total Arrests		
<b>65.15%</b>		
Native Percent of RPD Arrests		
1829   1407 Nat		
<b>76.9%</b>		
<b>2018</b>		
Total Arrests		
<b>2650</b>		
American Indian / Alaska Native		
<b>1784</b>		
Native Percent of Total Arrests		
<b>67.32%</b>		
Native Percent of RPD Arrests		
1625   1282 Nat		
<b>76.8%</b>		
<b>2019</b>		
Total Arrests		
<b>2829</b>		
American Indian / Alaska Native		
<b>1874</b>		
Native Percent of Total Arrests		
<b>66.24%</b>		
Native Percent of RPD Arrests		
1810   1391 Nat		
<b>76.9%</b>		
<b>2020</b>		
Total Arrests		
<b>2414</b>		
American Indian / Alaska Native		
<b>1614</b>		
Native Percent of Total Arrests		
<b>66.86%</b>		
Native Percent of RPD Arrests		
1685   1283 Nat		
<b>76.1%</b>		

*From DATAUSA.io  
2020 Census info:*

**White (Non-Hispanic) (74.4%),**

**White (Hispanic) (5.39%),**

**American Indian & Alaska Native (Non-Hispanic) (8.52%),**

**American Indian & Alaska Native (Hispanic) (2.08%)**

**POP: 10,913**



# Federal Bureau of Investigation Crime Data Explorer

The FBI's Crime Data Explorer (CDE) aims to provide transparency, create easier access, and expand awareness of criminal, and noncriminal, law enforcement data sharing; improve accountability for law enforcement; and provide a foundation to help shape public policy with the result of a safer nation. Use the CDE to discover available data through visualizations, download data in .csv format, and other large data files.

 [Latest Updates to the Crime Data Explorer](#)



Crime Data  
Explorer

GO



Law Enforcement  
Explorer

GO



Documents &  
Downloads

GO

<https://cde.ucr.cjis.gov/>

# 2016–2020

## FREMONT COUNTY

American Indian / Alaska Native

Population: 20.93%

Arrests: 43.36%



## LANDER

American Indian / Alaska Native

Population: 6.96%

Arrests: 44.48%

Federal Bureau of Investigation  
Crime Data Explorer  
23.4.1

## RIVERTON

American Indian / Alaska Native

Population: 10.6%

Arrests: 77.44%



Example: In 2018 Riverton had 28% more residents than Lander, but 71% more arrests.

# Local Data from Chesie's RPM 2022 Report:

- Of those sentenced to state prison from Fremont County, 34-45% are Native American over the past decade, although Native Americans were only 16-20% of the county population. *Source: Wyoming Department of Corrections.* [Not included are crimes committed on the WRIR by Native Americans, as those are under the jurisdiction of the BIA of the federal government.]
- Native American children are placed in custody at a 4.4 times higher rate than white children in Wyoming. *Source: In the Heart of Wyoming is Indian County: Focus on Healing (2020)*
- Outstanding arrest warrants in the City of Riverton Municipal Court number 1800 or more at any one time in the past year. These are for unpaid fines for misdemeanor crimes. An estimated at least 80% are against Native Americans, although only about 20% of the population. *Source: City of Riverton website.*



# Local Data from Chesie's RPM 2022 Report:

- Deaths by homicide or legal intervention in Wyoming were 13.6 per 100,000 population, and 3.2 for whites, i.e., 4.4 times higher rate for Native Americans in 2013-2017. *Source: Wyoming Vital Statistics*
- Bookings reported at the county jail in Fremont are consistently disproportionately higher from Riverton Police Department than other law enforcement in the county, and those taken to jail by the Riverton PD are generally more than 60% Native American although only 20% of the population. [Wind River Indian Reservation has its own detention facility.] *Sources: Newspaper reports.*



# County 10's Arrests Section

Dataset: 3 years | 36 months

February 4, 2020 – February 1, 2023

FCS, LPD, and RPD only.

← → ↻ county10.com/arrests/ 🔍 ☆ 🌙 📱



Fremont County Arrests: January 4, 2023

County 10 Staff · January 4, 2023



Fremont County Arrests: January 3, 2023

County 10 Staff · January 3, 2023



Fremont County Arrests: January 2, 2023

County 10 Staff · January 2, 2023

[Load more](#) ▾



County 10

County 10™ is a web and mobile-based media outlet providing the Fremont County, Wyoming community with instant news and updates.



### Fremont County Sheriff's Office:

# 17 RPD arrests published this day.

Male, 15, Kinnear, Interference, Felony Property Destruction, Possession Methamphetamine and Assault

No Arrest Report Available



### Lander Police Department:

No Arrest Report Available



### Riverton Police Department:

```

Data entry raw RPD jan 23_example - Notepad
File Edit Format View Help
2, Lastname, Firstname, 23, Lander, DWUI
2, Male, XXX, 15, Kinnear, Interference, Felony Property Destruction, Po
and Assault
3, Lastname, Firstname, 20, Ethete, MUI
3, Lastname, Firstname, 22, Ethete, Warrant
4, Lastname, Firstname, 51, Riverton, RPD Warrant x2
4, Lastname, Firstname, 41, Riverton, RPD Warrant
6, Lastname, Firstname, 23, Riverton, Public Intoxication
10, Lastname, Firstname, 32, Riverton, Public Intoxication
12, Lastname, Firstname, Ethete, RPD Warrant
12, Lastname, Firstname, 31, St. Stephens, Public Intoxication
12, Lastname, Firstname, 29, Arapahoe, RPD Warrant x4
15, Lastname, Firstname, 20, Riverton, FCSO Warrant x2
16, The following arrests occurred between 1/16/22 and 1/21/23.
16, Lastname, Firstname, 33, St. Stephens, Public Intoxication
16, Lastname, Firstname, 49, Riverton, Public Intoxication
16, Lastname, Firstname, 27, Arapahoe, Public Intoxication
16, Lastname, Firstname, XXX, Driving Under The Influence, Careless Driv
16, Lastname, Firstname, 42, Lander, Public Intoxication
16, Lastname, Firstname, 46, Riverton, Montana Warrant, Possession of a
21, Lastname, Firstname, 25, XXX, Driving Under The Influence
27, Lastname, Firstname, 27, Arapahoe, Probation Revocation
27, Lastname, Firstname, 41, Ethete, Public Intoxication
28, Lastname, Firstname, 32, Arapahoe, Use of a Controlled Substance, Pr
29, Lastname, Firstname, 23, Riverton, Public Intoxication
29, Lastname, Firstname, 46, Riverton, Montana Warrant, Possession of a
29, Lastname, Firstname, 32, Arapahoe, Use of a Controlled Substance, Pr
29, Lastname, Firstname, 23, Riverton, Public Intoxication
Ln2, Col1 100%

```

Make sheets>clean data>copy raw data from notepad (or directly from Web)>when you paste into a cell select COMMA separated>then “OK”

The image shows a screenshot of an Excel spreadsheet with the 'Text Import' dialog box open. The dialog is configured for 'Separated by' with 'Comma' checked as the text delimiter. The 'Fields' section shows a list of columns with their respective data types, such as 'Lastname' and 'Male'. In the background, a Notepad window titled 'Data entry raw RPDjan 23\_example - Notepad' displays a list of raw data entries, including names, addresses, and charges like 'Possession Methamphetamine and Assault' and 'Public Intoxication'. The Notepad text is highlighted in blue.

**Text Import Dialog Settings:**

- Import: Character set: Unicode, Language: Default - English (USA), From row: 1
- Separator options:  Fixed width,  Separated by
  - Tab,  Comma,  Other
  - Semicolon,  Space
  - Merge delimiters, Text delimiter: "
- Other options:  Quoted field as text,  Detect special numbers
- Fields: Column type: Standard

Standard	Standard	Standard
1	2	Lastname
2	2	Male
3	3	Lastname
4	3	Lastname
5	4	Lastname
6	4	Lastname
7	6	Lastname

**Notepad Content (Highlighted):**

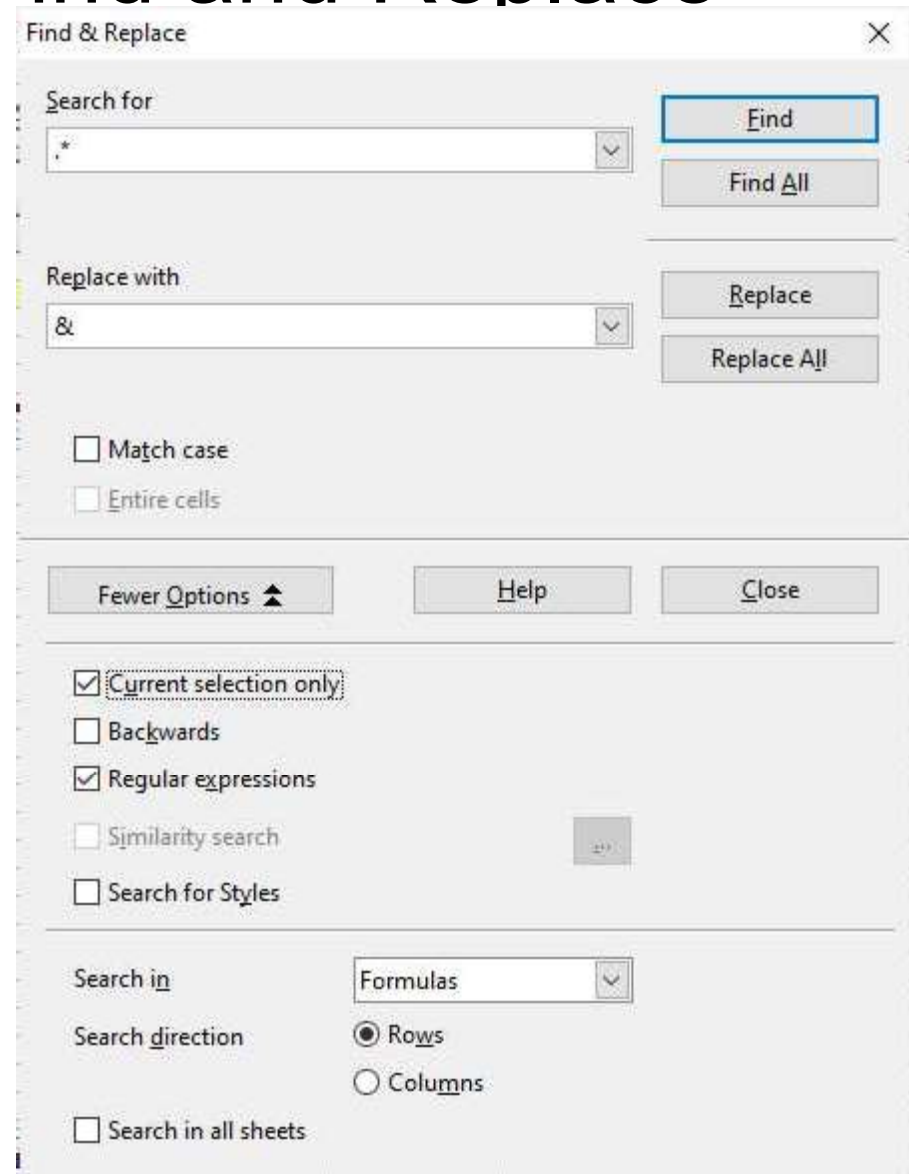
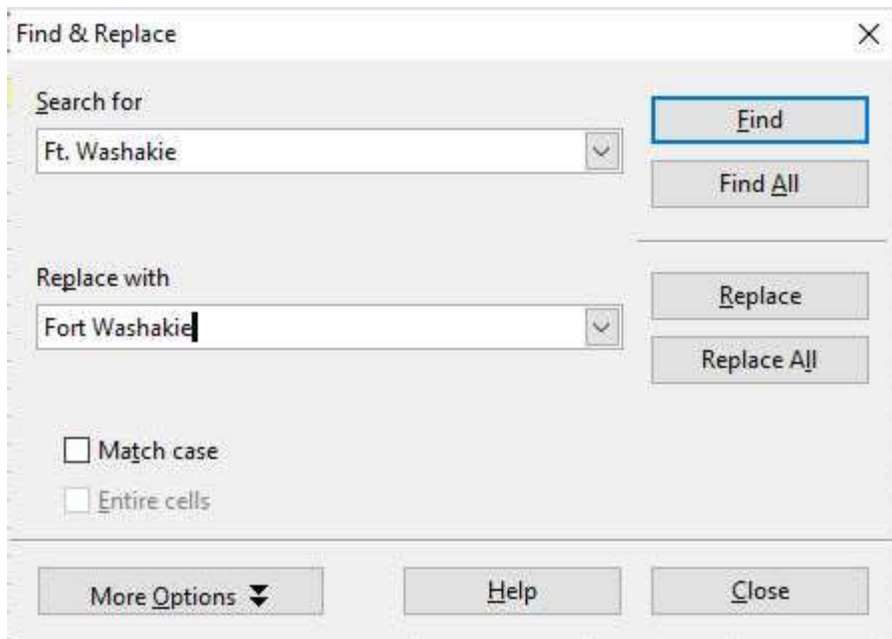
```
Possession Methamphetamine and Assault
3, Lastname, Firstname, 20, Ethete, MUT
3, Lastname, Firstname, 22, Ethete, Warrant
4, Lastname, Firstname, 51, Riverton, RPD Warrant x2
4, Lastname, Firstname, 41, Riverton, RPD Warrant
6, Lastname, Firstname, 23, Riverton, Public Intoxication
10, Lastname, Firstname, 32, Riverton, Public Intoxication
12, Lastname, Firstname, Ethete, RPD Warrant
12, Lastname, Firstname, 31, St. Stephens, Public Intoxication
12, Lastname, Firstname, 29, Arapahoe, RPD Warrant x4
15, Lastname, Firstname, 20, Riverton, FCSO Warrant x2
16, The following arrests occurred between 1/16/22 and 1/21/23.
16, Lastname, Firstname, 33, St. Stephens, Public Intoxication
16, Lastname, Firstname, 49, Riverton, Public Intoxication
16, Lastname, Firstname, 27, Arapahoe, Public Intoxication
16, Lastname, Firstname, XXX, Driving Under The Influence, Careless
Driving, Open Container
16, Lastname, Firstname, 42, Lander, Public Intoxication
16, Lastname, Firstname, 46, Riverton, Montana Warrant, Possession of a
Controlled Substance
21, Lastname, Firstname, 25, XXX, Driving Under The Influence
27, Lastname, Firstname, 27, Arapahoe, Probation Revocation
27, Lastname, Firstname, 41, Ethete, Public Intoxication
28, Lastname, Firstname, 32, Arapahoe, Use of a Controlled Substance,
Probation Revocation
29, Lastname, Firstname, 23, Riverton, Public Intoxication
29, Lastname, Firstname, 46, Riverton, Montana Warrant, Possession of a
Controlled Substance
```

# After importing, clean some more.

	A	B	C	D	E	F	G	H	I	J	K
1	2	Lastname	Firstname	23	Lander	DWUI					
2	2	Male	XXX	15	Kinnear	Interference	Felony Property Destruction	Possession	Methamphetamine and Assault		
3	3	Lastname	Firstname	20	Ethete	MUI					
4	3	Lastname	Firstname	22	Ethete	Warrant					
5	4	Lastname	Firstname	51	Riverton	RPD Warrant x2					
6	4	Lastname	Firstname	41	Riverton	RPD Warrant					
7	6	Lastname	Firstname	23	Riverton	Public Intoxication					
8	10	Lastname	Firstname	32	Riverton	Public Intoxication					
9	12	Lastname	Firstname	Ethete	RPD Warrant						
10	12	Lastname	Firstname	31	St. Stephens	Public Intoxication					
11	12	Lastname	Firstname	29	Arapahoe	RPD Warrant x4					
12	15	Lastname	Firstname	20	Riverton	FCSO Warrant x2					
13	16	The following arrests occurred between 1/16/22 and 1/21/23.									
14	16	Lastname	Firstname	33	St. Stephens	Public Intoxication					
15	16	Lastname	Firstname	49	Riverton	Public Intoxication					
16	16	Lastname	Firstname	27	Arapahoe	Public Intoxication					
17	16	Lastname	Firstname	XXX	Driving Under The Influence	Careless Driving	Open Container				
18	16	Lastname	Firstname	42	Lander	Public Intoxication					
19	16	Lastname	Firstname	46	Riverton	Montana Warrant	Possession of a Controlled Substance				
20	21	Lastname	Firstname	25	XXX	Driving Under The Influence					
21	27	Lastname	Firstname	27	Arapahoe	Probation Revocation					
22	27	Lastname	Firstname	41	Ethete	Public Intoxication					
23	28	Lastname	Firstname	32	Arapahoe	Use of a Controlled Substance	Probation Revocation				
24	29	Lastname	Firstname	23	Riverton	Public Intoxication					
25	29	Lastname	Firstname	46	Riverton	Montana Warrant	Possession of a Controlled Substance				
26	29	Lastname	Firstname	32	Arapahoe	Use of a Controlled Substance	Probation Revocation				
27	29	Lastname	Firstname	23	Riverton	Public Intoxication					



# Cleaning Data – Find and Replace



Ft. Washakie > Fort Washakie  
Ft Washakie > Fort Washakie

St. Stephen > Saint Stephens  
St Stephens > Saint Stephens

FTA > Failure to Appear  
MIU > MUI

Gets rid of apostrophe that is imported with digits.

# Organizing and Archiving

Row	Lastname	Firstname	Age	Location	Charge
3	Lastname	Firstname	20	Ethate	MUI
3	Lastname	Firstname	22	Ethate	Warrant
4	Lastname	Firstname	51	Riverton	RPD Warrant x2
4	Lastname	Firstname	41	Riverton	RPD Warrant
6	Lastname	Firstname	23	Riverton	Public Intoxication
10	Lastname	Firstname	32	Riverton	Public Intoxication
12	Lastname	Firstname		Ethate	RPD Warrant
12	Lastname	Firstname	31	Saint Stephens	Public Intoxication
12	Lastname	Firstname	29	Arspahoe	RPD Warrant x4
15	Lastname	Firstname	20	Riverton	FCSO Warrant x2
16	The following arrests occurred between 1/16/22 and 1/21/23.				
16	Lastname	Firstname	33	Saint Stephens	Public Intoxication
16	Lastname	Firstname	49	Riverton	Public Intoxication
10	Lastname	Firstname	27	Arspahoe	Public Intoxication
16	Lastname	Firstname	XXX		Driving Under The Influence Careless Driving Open Con
16	Lastname	Firstname	42	Larder	Public Intoxication
16	Lastname	Firstname	46	Riverton	Montana Warrant Pcsession of a Controlled Substance
21	Lastname	Firstname	25	XXX	Driving Under The Influence
27	Lastname	Firstname	27	Arspahoe	Probation Revocation
27	Lastname	Firstname	41	Ethate	Public Intoxication
28	Lastname	Firstname	32	Arspahoe	Use of a Controlled Substance Probation Revocation
29	Lastname	Firstname	23	Riverton	Public Intoxication
29	Lastname	Firstname	46	Riverton	Montana Warrant Pcsession of a Controlled Substance
29	Lastname	Firstname	32	Arspahoe	Use of a Controlled Substance Probation Revocation
29	Lastname	Firstname	23	Riverton	Public Intoxication
30	Lastname	Firstname	46	Riverton	Montana Warrant Pcsession of a Controlled Substance
31	Lastname	Firstname	30	Fort Washakie	Public Intoxication

File Explorer: 142 items

Spreadsheet Tabs: RPD Feb 20 / FCS Mar 20 / LPD Mar 20 / RPD Mar 20 / FCS Apr 20 / LDP Apr 20 / RPD Apr 20 / FCS May 20 / LPD May 20 / RPD May 20

I made tabs for each dept, each month during collecting. Later I combined all of them for easier calculations and analysis.

# Early Sample

	<b>FCS</b>	<b>LPD</b>	<b>RPD</b>	<b>Totals</b>
Sep 2020 arrests	22	13	73	<b>108</b>
Sep 2021 arrests	28	27	110	<b>165</b>
Sep 2022 arrests	37	32	89	<b>158</b>
Oct 2020 arrests	15	18	76	<b>109</b>
Oct 2021 arrests	42	25	85	<b>152</b>
Oct 2022 arrests	44	24	79	<b>147</b>
Nov 2020 arrests	21	10	107	<b>138</b>
Nov 2021 arrests	9	33	121	<b>163</b>
Nov 2022 arrests	45	37	88	<b>170</b>
Dec 2020 arrests	9	11	52	<b>72</b>
Dec 2021 arrests	27	24	51	<b>102</b>
Dec 2022 arrests	35	22	82	<b>139</b>
			<b>2020 Sep-Dec:</b>	<b>427</b>
			<b>2021 Sep-Dec:</b>	<b>582</b>
			<b>2022 Sep-Dec:</b>	<b>614</b>

# Arrest Totals

Year 1 = Feb 2020–Jan 2021

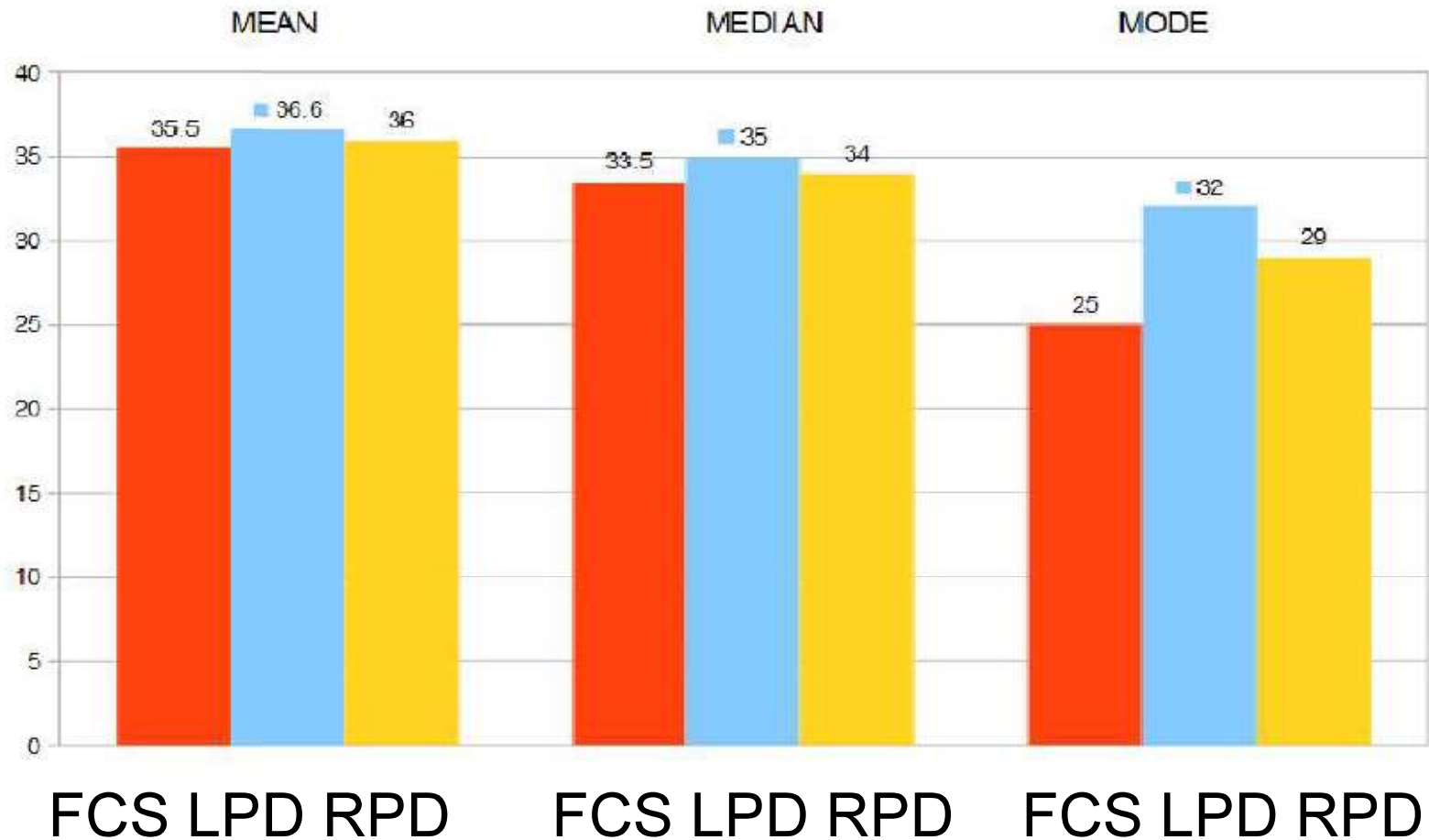
Year 2 = Feb 2021–Jan 2022

Year 3 = Feb 2022–Jan 2023

FCS totals	Yr 1	208		
FCS totals	Yr 2	355		
FCS totals	Yr 3	459		
		<b>1022</b>		
LPD totals	Yr 1	160	<b>Year 1</b>	1357
LPD totals	Yr 2	309	<b>Year 2</b>	1770
LPD totals	Yr 3	402	<b>Year 3</b>	1388
		<b>871</b>	<b>Arrests</b>	<b>5015</b>
RPD totals	Yr 1	989		
RPD totals	Yr 2	1106	<b>Charges</b>	<b>~6500</b>
RPD totals	Yr 3	1027		
		<b>3122</b>		



# Age Range



76 arrests under the age of 18.  
Youngest was one 12 year old, then two 13 year olds.  
73 more between 14-17 years.

## Article:

“Riverton PD sends the most inmates to detention center”

November 19, 2022 – *Riverton Ranger*

## Quote:

As of Tuesday, the detention center had an inmate population of 148 in custody with two juveniles at other jails and two inmates at the Wyoming State Hospital in Evanston. The most inmates were men, with 95, females totaled 54. Of those incarcerated, [Sherriff Ryan] Lee said 52 inmates were serving sentences, 31 men and 21 women. That leaves 104 inmates awaiting adjudication.

# Word Search in Calc – An Early Look

fx Σ = =COUNTIF(ALL\_ORIGINAL\_Z.F2:Q5500;"warrant.\*")

L	M	N	O	P	Q	R	S	T	U	V
					<b>Warrant</b>	<b>Couty Warrant</b>	<b>Driv</b>	<b>Possession</b>	<b>DUI</b>	<b>Influence</b>
					<b>1795</b>	<b>389</b>	<b>335</b>	<b>508</b>	<b>227</b>	<b>278</b>
					<b>Intox</b>	<b>Intoxication</b>	<b>DWUI</b>	<b>Domestic</b>	<b>Battery</b>	<b>Domestic Battery</b>
					<b>1316</b>	<b>1305</b>	<b>222</b>	<b>254</b>	<b>276</b>	<b>188</b>
					<b>Substance</b>	<b>Methamphetamine</b>	<b>Liquor</b>	<b>Criminal Trespass</b>	<b>Alcohol</b>	<b>Probation</b>
					<b>416</b>	<b>139</b>	<b>5</b>	<b>32</b>	<b>15</b>	<b>252</b>
					<b>Interference</b>	<b>Marijuana</b>	<b>Failure to Appear</b>	<b>FTA</b>	<b>Bond Violation</b>	<b>Petty</b>
					<b>187</b>	<b>93</b>	<b>228</b>	<b>3</b>	<b>53</b>	<b>2</b>
					<b>Container</b>	<b>Minor</b>	<b>MIP</b>	<b>MUI</b>	<b>MIU</b>	<b>Underage</b>
					<b>69</b>	<b>62</b>	<b>41</b>	<b>15</b>	<b>12</b>	<b>12</b>
					<b>CAST Violation</b>	<b>Pedestrian</b>	<b>Assault</b>	<b>Shoplifting</b>	<b>Consumption</b>	<b>Burglary</b>
					<b>15</b>	<b>30</b>	<b>21</b>	<b>35</b>	<b>13</b>	<b>21</b>

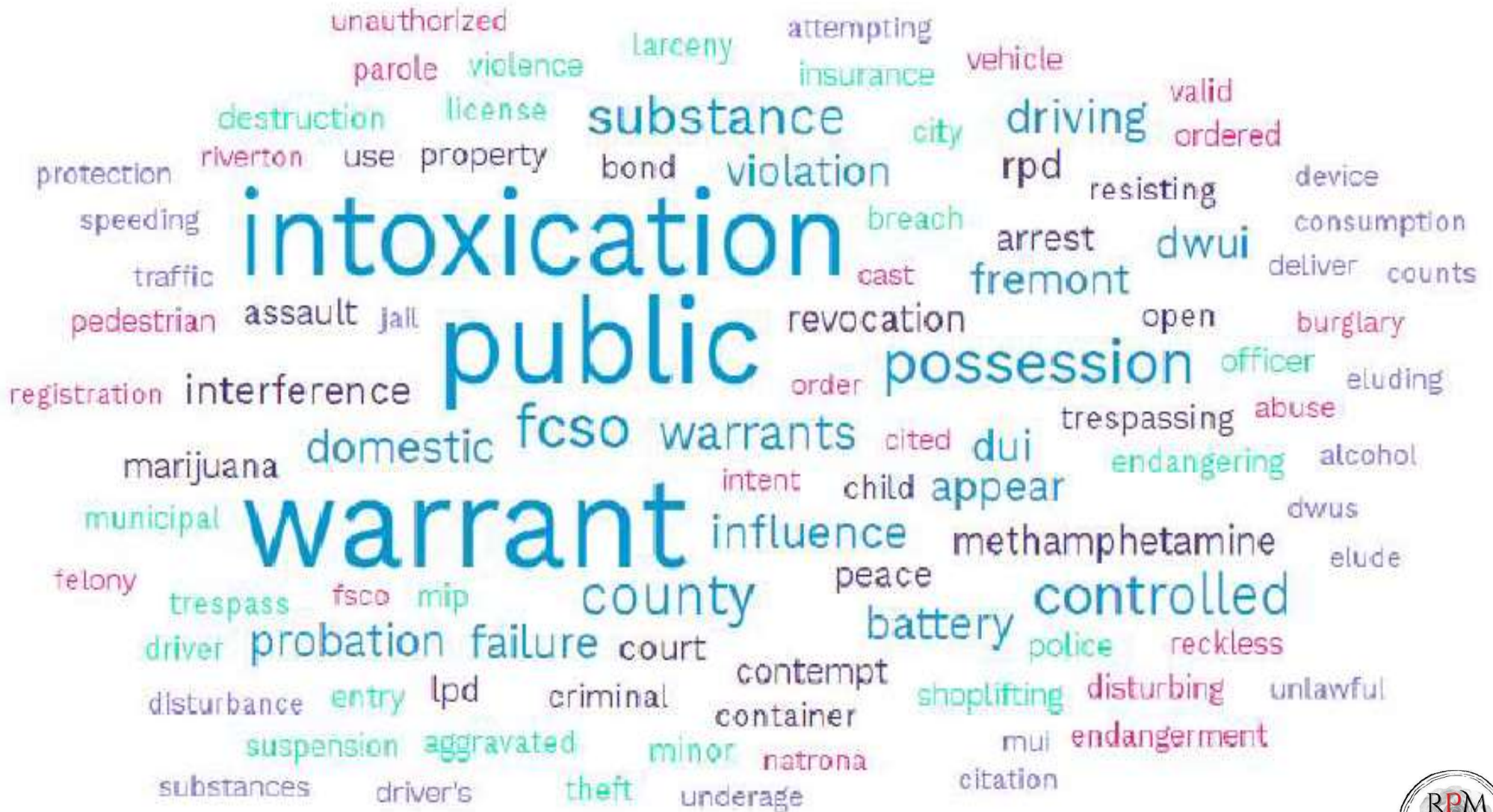








# ALL ARREST CHARGES



# Arrests #'s per day of the month – RPD

Hard to determine exact day of the month with County 10.

1	106	22	90
2	114	23	96
3	101	24	107
4	81	25	60
5	123	26	94
6	97	27	94
7	104	28	90
8	105	29	106
9	93	30	65
10	98	31	53
11	76	5-8	15
12	104	7-8	3
13	98	10-14	11
14	100	11-16	19
15	107	18-21	18
16	90	19-24	17
17	112	22-30	33
18	126	23-24	6
19	96	30-31	26
20	93		
21	95		

# Monthly Breakdown

5015?

					5027 ARRESTS												
<b>FCS</b>	2020	2021	2022	2023		<b>LPD</b>	2020	2021	2022	2023		<b>RPD</b>	2020	2021	2022	2023	
Jan		17	27	35	<b>79</b>	Jan		9	16	<b>48</b>	<b>73</b>	Jan		84	94	109	<b>287</b>
Feb	35	14	33		<b>82</b>	Feb	31	9	29		<b>69</b>	Feb	94	53	81		<b>228</b>
Mar	23	21	40		<b>84</b>	Mar	12	23	22		<b>57</b>	Mar	89	100	93		<b>282</b>
Apr	8	33	41		<b>82</b>	Apr	4	20	17		<b>41</b>	Apr	49	97	96		<b>242</b>
May	13	26	42		<b>81</b>	May	8	30	32		<b>70</b>	May	69	99	73		<b>241</b>
Jun	16	49	36		<b>101</b>	Jun	19	35	49		<b>103</b>	Jun	119	95	120		<b>334</b>
Jul	11	37	31		<b>79</b>	Jul	14	26	50		<b>90</b>	Jul	88	89	15		<b>192</b>
Aug	18	33	41		<b>92</b>	Aug	11	39	44		<b>94</b>	Aug	89	111	101		<b>301</b>
Sep	22	28	37		<b>87</b>	Sep	13	27	32		<b>72</b>	Sep	73	111	89		<b>273</b>
Oct	15	42	44		<b>101</b>	Oct	18	25	22		<b>65</b>	Oct	76	85	79		<b>240</b>
Nov	21	19	45		<b>85</b>	Nov	10	33	37		<b>80</b>	Nov	107	121	88		<b>316</b>
Dec	9	27	47		<b>83</b>	Dec	11	24	22		<b>57</b>	Dec	51	51	82		<b>184</b>
	<b>191</b>	<b>346</b>	<b>464</b>	<b>35</b>			<b>151</b>	<b>300</b>	<b>372</b>	<b>48</b>			<b>904</b>	<b>1096</b>	<b>1011</b>	<b>109</b>	

98 Arrests: 18 Suzie, 20 Larry						
NO PCS ARRESTS						
LPD NOV 21						
22-30	Washakie	Suzie	37	Fort Washakie	Public Intoxication	
LPD DEC 21						
13	Washakie	Larry	35	Fort Washakie	Public Intoxication	
LPD JUN 22						
16	Washakie	Suzie	37	Fort Washakie	Warrant (Served in Jail)	
LPD JUL 22						
15	Washakie	Suzie	37	Fort Washakie	Public Intoxication	
15	Washakie	Larry	35	Fort Washakie	Public Intoxication	
23	Washakie	Suzie	35	Fort Washakie	Public Intoxication	
29	Washakie	Larry	35	Fort Washakie	Public Intoxication	
LPD OCT 22						
18	Washakie	Suzie	38	Fort Washakie	Public Intoxication	Trespassing
LPD JAN 23						
24	Washakie	Suzie	38	Fort Washakie	Public Intoxication	
RPD FEB 20						
12	Washakie	Larry	33	Fort Washakie	Public Intoxication	
RPD MAR 20						
5	Washakie	Larry	33	Fort Washakie	Use of a Toxic Substance	
RPD MAY 20						
5	Washakie	Larry	33	Fort Washakie	Use of a Toxic Substance	
26	Washakie	Larry	33	Riverton	Public Intoxication	
26	Washakie	Larry	33	Fort Washakie	Public Intoxication	
RPD JUL 20						
13	Washakie	Larry	33	Fort Washakie	Public Intoxication	
24	Washakie	Larry	33	Fort Washakie	Public Intoxication	
27	Washakie	Larry	33	Fort Washakie	Public Intoxication	
RPD JUN 21						
2	Washakie	Suzie	36	Ethete	Public Intoxication	
21	Washakie	Suzie	36	Ethete	Probation Revocation	
RPD JUL 21						
12	Washakie	Suzie	36	Ethete	Probation Revocation	
14	Washakie	Suzie	36	Ethete	Public Intoxication	
26	Washakie	Suzie	37	Ethete	Probation Revocation	
RPD OCT 21						
4	Washakie	Larry	34	Fort Washakie	Public Intoxication	
RPD APR 22						
5-8	Washakie	Larry	35	Fort Washakie	Public Intoxication	Indecent Exposure
RPD JUN 22						
16	Washakie	Suzie	37	Riverton	Public Intoxication	2 RPD Warrants
16	Washakie	Larry	35	Fort Washakie	Public Intoxication	
RPD APR 22						
5-8	Washakie	Larry	35	Fort Washakie	Public Intoxication	Indecent Exposure
RPD JUN 22						
16	Washakie	Suzie	37	Riverton	Public Intoxication	2 RPD Warrants
18	Washakie	Larry	35	Fort Washakie	Public Intoxication	
24	Washakie	Suzie	37	Fort Washakie	Public Intoxication	
27	Washakie	Larry	35	Fort Washakie	Public Intoxication	
RPD OCT 22						
3	Washakie	Larry	35	Fort Washakie	Public Intoxication	
3	Washakie	Suzie	38	Fort Washakie	Public Intoxication	
RPD NOV 22						
11-16	Washakie	Suzie	38	Fort Washakie	Public Intoxication	
RPD JAN 23						
20	Washakie	Suzie	38	Fort Washakie	Public Intoxication	
25	Washakie	Larry	36	Riverton	Trespassing	

**RECIDIVISM**  
(names have been changed)



# FBI Crime Database

- Provides Race Demographics
- Provides Gender Information (male and female only)
- Goes back to 1985;  
2021 is still incomplete
- Age Ranges Only
- Annual Breakdown Only
- "Not an exhaustive report of all crimes":


*"Because a person may be arrested multiple times during a year, the FBI UCR arrest figures do not reflect the number of individuals who have been arrested; rather, the arrest data show the number of times that persons are arrested, as reported by law enforcement agencies to the UCR Program."*

- 2020: FCS 304, LPD 425, RPD 1,685

# County 10 Posts

- Specific Ages
  - Specific Charges
  - More Specific Dates (COVID for example)
  - First and Last Names (except for minors)
  - Place of Residence
  - Race not Provided
  - Human Errors / Typos
  - Gender not Provided
  - Acronyms, Truncation, etc.
- 
- 2020 Arrests (minus Jan):  
FCS 196, LPD 157, RPD 882
  - 2020 Charges (minus Jan):  
FCS 249, LPD 249, RPD 976





← DVD at Riv's Library

Late 1950s

Indian population of Minneapolis, Minnesota:	10%
Indian population of Minneapolis jails:	70%

0:14:01

1:31:39





# Questions & Discussion



RIVERTON **PEACE** MISSION

Allison: [noarapsagen1@gmail.com](mailto:noarapsagen1@gmail.com)

Tina: [tinajayroe@gmail.com](mailto:tinajayroe@gmail.com)